



Back of note




CRISP
Evolution

CENTRAL BANK OF THE BAHAMAS

If you are in any doubt, compare the
note to one that you know is real.

For further information, see
www.centralbankbahamas.com/bank_notes.php


© Central Bank of The Bahamas 2017



CRISP
Evolution

CENTRAL BANK OF THE BAHAMAS

**Your New
\$20 Banknote**



Front of note

A new \$20 banknote has been introduced and it is important that you know what to look for to check that a note is real

If you are in any doubt, compare the note to one that you know is real. For further information, see www.centralbankbahamas.com/bank_notes.php

Feel




1 The characteristic raised print of genuine banknotes can be found throughout the note. This can be felt by running your fingers across various areas of the note such as the Bank title, the large \$20 values and the bars at the side of the front of the note.

Look



When you hold the note up to the light you will see:

2 The watermark of Sir Milo B. Butler – the same subject as the printed portrait on the front of the note – along with a lighter area reading '20'. You can see this from both sides of the note.




3 That the security thread appears as a solid line rather than just appearing on the surface of the note in patches

Tilt



4 On the front of the banknote there is bird that changes colour from metallic purple to green as you tilt the



5 There is a subtle, lustrous golden band across the back of the note. In this band you can see repeating images of the letters CBB, \$20 and a shark.



6 On the back of the banknote the security thread can be seen appearing on the surface of the note in patches and showing images of a shell and the number 20. The colours of these images in the thread switch from light on dark to dark on light as you move the note around.

Check



7 If you look at the note under ultra violet ((UV) light, you will see a number of features revealed – on the front you will see a ship, \$20 in 2 positions, the security threads and the serial number. On the back the CRISP logo and also the 2 birds that appear one colour in daylight but 2 different colours under UV light. You will also notice that there are scattered fibres all over the note that show up under UV light.



8 There are some areas on the note that just look like plain areas of print or simple lines. But when you look at these using a magnifying lens, you will see that they read 'CBB' and '20 Dollars'.